

PoisonSmarts



Rocky Mountain Poison Center's quarterly prevention tips
Volume 2, Issue 3

Fall 2009

Autumn Poison Hazards




Fall is the season when we see bright colored berries along with mushrooms in our yards and spiders moving indoors for warmth. Cold and flu season has already begun. We do fall cleaning, turn on the furnace and prepare our cars for colder temperatures.


Beware of: carbon monoxide (CO), an odorless, colorless gas and silent killer
mushrooms and poisonous berries
black widow spiders
mishaps with household cleaners, antifreeze and winter windshield washer fluid
medicine mistakes

Act: Install a CO detector within 15 feet of sleeping areas, one per level away from the furnace or other fuel-burning appliance. Be sure to install fresh batteries.
Have fuel-burning appliances checked by a professional.
Know the names of all of the plants in your landscape.
Read and follow the directions on all cleaners, chemicals and auto products.
Medicine – check for right person, right medicine, right amount and time of dose.
Keep all products and medicines in their original containers; store them locked up out of sight and reach of young children.


Call: Rocky Mountain Poison Center at 1-800-222-1222 anytime for help or answers.
Rocky Mountain Poison Center at 1-800-222-1222 for magnets or phone stickers.
911 if a person is having trouble breathing, won't wake up or is having a seizure.

 For more details about the above poisons, visit www.rmpdc.org; Click on Poison Prevention Tips to download poison prevention information. Share these with family, friends and community organizations.

 To get guides, magnets or stickers, call 1-800-222-1222; choose option 4.

 Did you know that you can call 1-800-222-1222 24 hours a day, 7 days a week from anywhere in the U.S. to reach your nearest poison center?

This publication was supported by Grant No. H4BHS15506 from the Health Resources and Services Administration's Division of Healthcare Preparedness, Poison Control Program (PCP), U.S. Department of Health and Human Services. The contents of this publication are solely the responsibility of the author and do not necessarily represent the views of HRSA/PCP.



National Lead Poisoning Prevention Week

October 25-31, 2009



Did you know that:

- ✓ Kids' growing bodies absorb more lead than adults?
- ✓ Kids' developing brains are more easily damaged by lead?
- ✓ Lead poisoning can cause lifelong learning and behavior problems?

Common sources of lead include:

- ✓ Paint (most homes built before 1978; those before 1960 have the most)
- ✓ Toys with lead paint (antique, old and new)
- ✓ Fishing sinkers and curtain weights
- ✓ Brass items (keys)
- ✓ Jewelry (ceramic and metal)
- ✓ Plastic mini blinds
- ✓ Plumbing (lead pipes and lead solder)
- ✓ Imported spices and candy (including the ink on candy wrappers)
- ✓ Cultural medicines (Greta, azarcon, pay-loo-ah)

You can prevent lead poisoning.

- ✓ Wash kids' hands often, especially before meals, naptime and bedtime.
- ✓ Clean floors, window frames and sills and other surfaces weekly.
- ✓ Use lead safe practices with home remodeling projects (www.epa.gov/lead)
- ✓ Check on toy and product recalls (www.cpsc.gov).
- ✓ Kids living in homes built before 1978 – test for lead at 6 months & 1 year; if home contains lead paint, you use lead at your job or in a hobby, test every year up to age 6.

Another service brought to you by the Rocky Mountain Poison & Drug Center



1-877-800-5554

www.rmrpehsu.org

